



Perma Tech, Inc.

"Your Single Source for ALL Your Loading Dock Needs"

P-90 "L-PAD" DOCK SEAL

Foam Header / F Series Head Curtain

FEATURES:

- *Offers full width access to trailer opening*
- *90 degree side pad members*
- *Services 8' and 8'6" wide trucks*
- *Treated wood or Galvanized steel backboards*
- *Optional Wear Pleats or Wear Face to make the dock seals more durable*



Perma Tech's P90 dock seal is an "L" shape design that allows the truck to pass through the side pads to form a tight seal top to bottom and allows full unobstructed access to the truck interior, exerting less pressure on the building wall, and important feature for metal skinned buildings.



SALES & SERVICE BY:



Perma Tech Inc. | 363 Hamburg Street | Buffalo, New York 14204
P: (800) 362-7325 | F: (716) 854-0774 | www.PermaTechInc.com

P-90 "L-Shaped" DOCK SEAL:

The P-90 Dock Seal is constructed with L-shaped polyurethane foam, attached to pressure treated wood backboard through a 2" vinyl fabric hem using screws and washers. P-90 has pressure treated backboards and polyurethane foam to maintain its high resiliency to prevent foam pad "sag" along with 24" high guide stripes and galvanized hardware. Perma Tech uses only the highest quality components, offering a full range of industrial fabrics that are engineered and tested for abrasion, tearing and weathering resistance and flexibility.

FEATURES & OPTIONS

HEAD PAD:

A 12" wide foam filled, wood backed head member is standard on Perma Dock Seals for doors less than 9'0" high. Extra wide head members, 18"- 30", are available to allow varied truck height coverage.

F-SERIES CURTAIN

The F-series head curtain is used when door sizes are 9' 0" and over. It extends over and down the face of the side pads to cover a wide range of truck heights and by adding Velcro slits with a rope pull-up system. the F-Series curtain becomes more adjustable.

Choice of three styles:

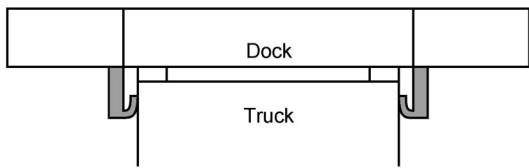
NF= No Foam, Most adjustable

EF= 1 inch of foam, Somewhat adjustable

F= 4 inches of foam, Least adjustable

L- SHAPED SIDE MEMBERS:

The L-shaped foam side members bend against the sides of a truck as it back in, creating an effective seal without causing foam to protrude into the trailer and obstruct access to loads.



BACKBOARD:

All backboards are made with pressure treated lumber or **OPTIONAL:** Galvanized 16 ga. steel backer

GUIDE STRIPES:

Guide strips are 24 inches high and 4" wide safety yellow 18 oz. vinyl, along with galvanized hardware.

HIGH QUALITY FABRICS:

The dock seal cover fabric is the most critical component in determining the useful life of the dock seal. Perma Tech offers a variety of weighted vinyl and colors designed to suite every dock situation from light volume traffic to the heaviest traffic

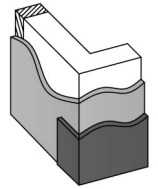
OPTIONS:

DROP FLAP:

A weighted drop flap can be sewn to the foam head pad to service an occasional lower truck.

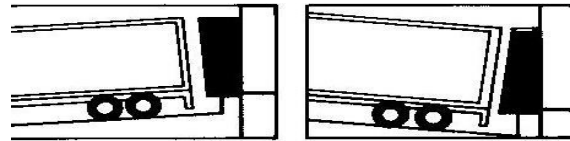
WEAR FACE:

Wear face is a second layer of material sewn over the base fabric to provide additional protection to the face of the dock seal.



DECLINE OR INCLINE

Tapered dock seal projections are available to accommodate sloped drives. Even truck contact and compression into the foam pads eliminate excessive wear at the top or bottom of the seal.

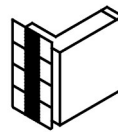


METAL HOOD:

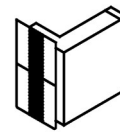
Perma Metal Hoods help to keep snow and moisture off the header on the loading dock.

PERMA PLEATS:

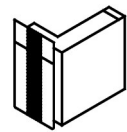
Perma Pleats provide extra protection on the face of the dock seal. Perma Pleats are available in a variety of fabrics and comes in 4", 8", and 16" face exposure.



PP4
EXPOSURE: 4"
OVERLAP: 4"
TOTAL LENGTH: 8"



PP8
EXPOSURE: 8"
OVERLAP: 4"
TOTAL LENGTH: 12"



PP16
EXPOSURE: 16"
OVERLAP: 2"
TOTAL LENGTH: 18"

Our Commitment to Our Customers:

Perma Tech, grounded in superior craftsmanship and committed to the highest level of customer satisfaction, designs and manufactures high quality, innovative loading dock products for our business partners that improve safety, productivity, and energy savings.